



METAPHOR BRONZE



BasketWeave Yellow Ocher w/ Cherry Brick

TILEWORKS

1.207.342.2597
www.metaphorbronze.com

METAPHOR BRONZE

2006 Work

www.metaphorbronze.com ~ 1.207.342.2597

Liners

Details



SKU 225 ~ 3/4 x 12 Bullnose ~ Bronze / Natural Luster



SKU 392 ~ 1 x 12 Fragment Mosaic Liner ~ Bronze / Brown



SKU 224 ~ 5/8ths x 12 Sizzle Strip ~ Bronze / Natural Luster



SKU 227 ~ 12" Quarter Round ~ Nickel / Natural Luster



SKU 444 ~ 1-1/4 x 10 Bellows ~ Copper



SKU 445 ~ 5/8ths x 10 Bellows ~ Bronze / Red



SKU 446 ~ 5/8ths x 8 Classic Beaded Liner ~ Bronze / Statuary



SKU 443 ~ 1 x 8 Classic Molding ~ Bronze / Brown



SKU 442 ~ 1 x 8 Classic Rope ~ Bronze / Statuary



SKU 151 ~ 5/8ths x 8 Bamboo ~ Bronze / Verdigris



METAPHOR BRONZE

2006 Work

www.metaphorbronze.com ~ 1.207.342.2597

Mosaics



SKU 421 ~ 1-1/4 inch Castine Mosaic Bronze / Brown



SKU 422 ~ 1-1/4 inch Field Mosaic Bronze / Natural Luster



SKU 397 ~ 1-1/4 x 5 BasketWeave Liner Bronze / Brown



SKU 395 ~ 5/8ths x 1-1/4 Honed Mosaic Brick Bronze / Cerulean Blue



SKU 396 ~ 5/8ths inch Honed Mosaic Nugget Bronze / Natural Luster



SKU 393 ~ 5/8ths inch Tumbled Mosaic Nugget Bronze / Cherry



SKU 447 ~ 1-1/8th inch Disc Bronze / Polished



SKU 448 ~ 1-1/8th inch Dome Bronze / Natural Luster



SKU 441 ~ 1-1/4 inch Fleurette Bronze / Yellow Ocher



SKU 440 ~ 2-1/2 inch Fleurette Bronze / Brown

1 inch Glyphs*



SKU 450.1 ~ Spot Glyph Bronze / Flemish



SKU 450.2 ~ Splash Glyph Bronze / Red



SKU 450.3 ~ Labyrinth Glyph Bronze / Natural



SKU 450.4 ~ Aztec Glyph Bronze / Verdigris



SKU 450.5 ~ Ripple Glyph Bronze / Polished



SKU 450.6 ~ Diamond Plate Glyph Bronze / Statuary

* Fits with 1 inch Glass tile

River Rocks



SKU 449 ~ River Rocks Bronze / Natural Luster Sold in sets of eight



METAPHOR BRONZE

2006 Work

www.metaphorbronze.com ~ 1.207.342.2597



SKU 361 ~ 4 x 4 Water Lily
Bronze / Cerulean Blue



Design Board



SKU 394 ~ 4 x 4 Fragment
Bronze / Brown



Design Board



SKU 433 ~ 6 x 6 Elephant Ears
Bronze / Brown



SKU 154 ~ 12 x 24 Bamboo Mural ~ Bronze / Statuary



SKU 430 ~ 6 x 6 Hens & Chicks
Bronze / Brown



Design Board



SKU 370 ~ 12 x 12 Hanging Grape Cluster
Bronze / Statuary

www.metaphorbronze.com

Ocean Grove



SKU 384 ~ 1 x 8 Wave ~ Bronze/Natural Luster



SKU 382 ~
1 x 1 Whirlpool



SKU 383 ~ 2 x 8 Wave ~ Nickel/Natural Luster



SKU 381 ~
2 x 2 Whirlpool



SKU 380 ~ 1/2 x 12 ~ 7th Wave Liner ~ Bronze/Brown



7th Wave Detail


Mantilla



SKU 390 ~ 2 x 4 Mantilla ~ Nickel/Natural Luster



SKU 390.1 ~ 2 x 2
Mantilla Corner ~
Nickel/Natural Luster



Garter



SKU 293 ~ 1/2 x 12 Garter ~ Bronze/Brown

Lamella



SKU 294 ~ 1 x 12 Lamella ~ Bronze/Brown

www.metaphorbronze.com

Cobblestone Liner



SKU 292 ~ 1/2 x 12 Cobblestone ~ Bronze/Brown

Cap Molding



SKU 291 ~ 3/4 x 8 Fluted Cap ~ Bronze / Brown



SKU 290 ~ 3/4 x 8 Cap ~ Nickel / Natural Luster



Fluted Cap Molding Detail

Pinwheel



SKU 298 ~ 2 x 2
Pinwheel ~
Nickel/Antique Brown

Gothic Vineyard



SKU 269 ~ 3 x 6 Gothic Vineyard ~
Bronze/Brown



SKU 268 ~ 3 x 3
Gothic Vineyard ~
Bronze/Brown

1 inch


Dots For Glass Mosaics

3/4 inch

SKU 296.1 ~ 3/4 inch
Dots For Glass ~
Bronze / Natural



SKU 297.1 ~1 inch
Dots For Glass ~
Nickel / Natural



SKU 297 ~ 11 Dot Bar (1 x 12) ~ Nickel/Natural Luster

Our 3/4 inch Dots For Glass come in bars of 7 sections, and also as individual pieces. We can pre-cut the bars to your desired section lengths, or they can be cut on-site. These dots are the thickness of Bisazza Glass.

Our 1 inch Dots For Glass come in bars of 11 sections, and also as individual pieces. We can pre-cut the bars to your desired section lengths, or they can be cut on-site. These dots are the same thickness as Oceanside Glass.

ART DECO



SKU 204
2x2 Art Deco
Bronze/Brown



SKU 205
2x6 Art Deco
Bronze/Brown



SKU 206
3x3 Art Deco
Bronze/Natural Luster

Moldings



SKU 203
2x12 Chair Rail
Nickel/Natural Luster



SKU 202
2x12 Crown Molding
Bronze/Natural Luster

New York City
Utility Valve Covers



SKU 210
3x3 Water
Bronze/Brown




SKU 211
3x3 Gas
Bronze / Brown


METAPHOR BRONZE

www.metaphorbronze.com


EMPIRE



SKU 214 - 4x4 Empire Left Nickel / Natural Luster



SKU 213 - 4x4 Empire Nickel / Natural Luster



SKU 213 - 4x4 Empire Nickel / Natural Luster



SKU 214 - 4x4 Empire Right Nickel / Natural Luster



SKU 250 - 4x4 Grid Bronze / Natural Luster



SKU 251 - 3x3 Grid Bronze / Natural Luster

GRID



SKU 253 - 2x6 Grid Bronze / Brown



SKU 252 - 2x2 Grid Bronze / Brown

SIZZLE STRIP



SKU 212 - 1/4 x 6 Sizzle Strip Bronze / Natural Luster



SKU 230 - 4x4 Northport Bronze / Brown

NORTHPORT



SKU 232 - 2x8 Northport Bronze / Brown



SKU 232.1 2x2 Northport

NEVELSON



SKU 220 - 2x8 Nevelson Bronze / Verdigris



SKU 222 - 2x2 Nevelson



SKU 221 - 1x8 Nevelson Nickel / Natural Luster



SKU 223 - 1x1 Nevelson

MONTANA



SKU 270 - 2x6 Montana Bronze / Red



SKU 271 - 2x2 Montana

MOROCCO



SKU 238 - 3x3 Morocco Bronze / Natural Luster

BEVEL



SKU 255 - 2x6 Bevel Bronze / Bronze



SKU 256 - 2x2 Bevel



SKU 257 - 1x6 Bevel Nickel / Natural Luster




SKU 258 - 1x1 Bevel

METAPHOR BRONZE

www.metaphorbronze.com

METAPHOR~ICAL GLASS

PARIS ENAMEL SERIES



SKU 335 3x3 PARIS
BRONZE / CHESTNUT

ART DECO ENAMEL



SKU 340 3x3 ART DECO ENAMEL
BRONZE / FLAME

SUGAR MAPLE ENAMEL



SKU 310
2x2 SUGAR MAPLE
BRONZE / FLAME



SKU 312 2x6 SUGAR MAPLE BORDER
BRONZE / FLAME



SKU 311 3x3 SUGAR MAPLE
BRONZE / FLAME

WOODLAND SERIES



SKU 302 4x4 OAK LEAF
BRONZE / RED



SKU 303 4x4 MAPLE LEAF
BRONZE / RED



SKU 304 4x4 BEECH LEAF
BRONZE / RED



SKU 305 4x4 GINGKO LEAF
BRONZE / RED

SKU 307
2x2 WOODLAND CORNER
BRONZE / RED



SKU 306
2x6 WOODLAND
BORDER
BRONZE / RED

PILLOW SERIES



SKU 287 2x8 PILLOW LINER BRONZE / BROWN



SKU 282 2x2 PILLOW
STERLING SILVER



SKU 281 1x1 PILLOW
SATIN BRONZE



THE PILLOW SERIES IS
ALSO AVAILABLE IN THE
FOLLOWING SIZES:
1/2x8 PILLOW LINER
1x8 PILLOW LINER
3x3 PILLOW
4x4 PILLOW

FLEUR DE LYS



SKU 360 3x3 FLEUR DE LYS
BRONZE / BROWN

TSUNAMI WAVE



SKU 350 3x6 TSUNAMI WAVE BORDER
BRONZE / TURQUOISE



SKU 351 3x3 TSUNAMI WAVE
BRONZE / VERDIGRIS

METAPHOR BRONZE

www.metaphorbronze.com

Pencil



SKU 172 ~ 3/4 x 6 Half Round Pencil - Nickel
Natural Luster



SKU 173 ~ 3/8 x 6 Half Round Pencil - Bronze
Natural Luster



SKU 171 ~ 4x4 Field -
Bronze/Natural Luster

Field



SKU 170 ~ 2x2 Field -
Nickel/Natural Luster

Coastal Rock




SKU 110 ~ 4x4 Castine -
Nickel/Natural Luster



SKU 113 ~ 4x4 Deer Isle -
Nickel/Natural Luster



SKU 112 ~ 2x2 Castine -
Nickel/Natural Luster



SKU 115 ~ 2x2 Deer Isle -
Nickel/Natural Luster



SKU 117 ~ 1x4 Mt. Desert Bar -
Nickel/Natural Luster



SKU 116 ~ 1x1 Mt. Desert Dot
- Bronze/Natural Luster



SKU 200
1x6 Field
Bronze/Natural Luster

Empress Bark

(Empress Bark has a slight crown)



SKU 143 ~ 2x8 Empress Bark/Vertical - Bronze/Statuary



SKU 142 ~ 2x8 Empress Bark/Horizontal - Bronze/
Statuary



SKU 144 ~
1x8 Empress Bark/Horizontal
- Bronze/Red

METAPHOR BRONZE

www.metaphorbronze.com

Cubist



SKU-I21 ~ 2x8 Cubist "A" - Nickel/Antique Black



SKU-I23 ~ 2x2 Cubist "C"
Nickel/Antique Black



SKU-I22 ~ 2x8 Cubist "B" - Bronze/Red



SKU-I24 ~ 2x2 Cubist "D"
Bronze/Red

Bamboo



SKU-I49 ~ 2x8 Bamboo Border - Bronze/Brown



SKU-I50 ~ 1x4 Bamboo Border -
Bronze/Brown



SKU-I48 ~ 4x4 Bamboo -
Bronze/Brown

Grasses



SKU-I56 ~ 2x6 Horizontal Grass - Bronze/Statuary



SKU-I57 ~ 2x6 Vertical Grass -
Bronze/Statuary



SKU-I58 ~ 2x2
Grass Corner -
Bronze/Statuary

Rope



SKU-I77 ~ 1x6 Rope Border - Nickel/Natural Luster

METAPHOR BRONZE

www.metaphorbronze.com

Timberline



SKU-101 ~ 4x4 Pine -
Bronze/Red



SKU-104 ~ 4x4 Gum -
Nickel/Antique Brown



SKU-103 ~ 4x4 Maple -
Bronze/Brown



SKU-102 ~ 4x4 Oak -
Bronze/Brown



SKU-129 ~ 4x4 Aspen -
Nickel/Natural Luster



SKU-118 ~ 3x6 Oak Border -
Bronze/Brown



SKU-120 ~ 3x3
Oak Insert -
Nickel/Antique Brown



SKU-108 ~ 3x3
Pine Insert -
Bronze/Red



SKU-107 ~ 3x6 Pine Border -
Bronze/Red



SKU-166 ~ 6x6 Gothic Grapes -
Bronze/Red

Botanicals



SKU 167 ~ 6x6 Centered Grapes/
Nickel/
Natural Luster



SKU-106 ~ 6x6 Iris -
Nickel/Antique Brown



SKU-163 ~ 6x6 Sunflower -
Bronze/Brown



SKU-105 ~ 6x6 Calla Lily -
Bronze/Statuary

METAPHOR BRONZE

www.metaphorbronze.com

FRUIT



SKU 240 - 4x4 Apple
Bronze / Statuary



SKU 241 - 4x4 Cherries
Bronze / Statuary



SKU 242 - 4x4 Peach
Bronze / Statuary



SKU 243 - 4x4 Pear
Bronze / Statuary

VINEYARD



SKU 265 - 4x4 Vineyard #1
Bronze / Red



SKU 266 - 4x4 Vineyard #2
Bronze / Red



SKU 267 - 4x4 vineyard #3
Bronze / Red

CHILI PEPPER



SKU 260 - 4x4 Chili Pepper
Bronze / Statuary

VALENCIA



SKU 146 - 2x6 Valencia Bronze / Brown



SKU 146.1
2x2 Valencia

BARCELONA



SKU 147 2x6 Barcelona Bronze / Brown



SKU 170
2x2 Sand

GOTHIC



SKU 168 2x6 Gothic Border Bronze / Red



SKU 168.1
2x2 Gothic

DECORATIVE CHILES



SKU 261 - 2x6 Chili Border Bronze / Verdigris



SKU 262
2x2 Chili

ELDERBERRY



SKU 236 - 2x6 Elderberry Border Bronze / Brown



SKU 237
2x2 Elderberry

METAPHOR BRONZE

www.metaphorbronze.com

Epicurean



SKU-I32 ~ 4x4 Tomato -
Bronze/Red



SKU-I31 ~ 4x4 Pepper -
Bronze/Red



SKU-I30 ~ 4x4 Garlic -
Bronze/Statuary



SKU-I33 ~ 4x4 Mushroom -
Bronze/Brown



SKU-I35 ~ 2x2
Rosemary Corner -
Bronze/Brown



SKU-I34 ~ 2x6 Rosemary Border -
Bronze/Brown

The Sea



SKU-I36 ~ 4x4 Conch -
Bronze/Verdigris



SKU-I37 ~ 4x4 Crab -
Bronze/Verdigris



SKU-I38 ~ 4x4 Nautilus -
Nickel/Turquoise



SKU-I40 ~ 2x8 Seaweed Border -
Bronze/Verdigris



SKU-I41 ~ 2x2
Seaweed Corner -
Bronze/Verdigris

METAPHOR BRONZE

PATINA COLORS

BRONZE



Natural Luster



Flemish



Brown



Statuary



Red



White



Verdigris



Cerulean Blue



Yellow Ocher



Cherry

NICKEL



Natural Luster



Antique Brown



Antique Black



Turquoise



Olive Green

BRONZE

SPECIALTY



Sterling Silver



Copper



Stainless

www.metaphorbronze.com

METAPHOR BRONZE



Inspection

The owner or end user is responsible for determining the acceptability of the product. Due to the handmade nature of our bronze tiles, a certain amount of variation in color, shade and tone is to be expected. Please open and inspect each box of tile upon delivery. No adjustments will be made after installation.

Installation

We recommend that a professional tile installer be used to install our product. Use a latex-modified thin set mortar such as TEC 393 or like material. Under no circumstances should a pre-mixed latex/grouting product be used. Other applications, such as molding for a wooden counter top, will require construction adhesive or an epoxy (LATICRETE 310 works great!). Small amounts of hot glue plus the adhesive works best. The hot glue holds the piece in place until the adhesive sets up. For fire surrounds where the tile is to be applied on the surface of the brick, we recommend a high temperature Silicone adhesive with the hot glue technique. For setting in stone, we recommend high temperature brick mortar. We do not recommend that the bronze tile be installed inside the firebox; only the outside surround should be decorated.

Grouting

You can use sanded grout with our tiles, but please be aware that the patina (oxidation) and colored wax sealer can be removed if you are not careful. Use lots of water and a soft sponge to remove grout. If grout gets into the detail of the bronze tile, be gentle in rubbing it out, especially with sanded grout, as the patina can be removed by vigorous rubbing. Use a small brush, such as an old toothbrush, and lots of water. **Note** if planning on using the new epoxy type grout, the tiles **MUST** be sealed with Lacquer. The bronze reacts with the epoxy causing the bronze to turn green and bleed otherwise.

Cutting

Bronze is a soft metal, comprised primarily of copper. Thus, our tiles may be cut with a hack saw, jig saw (saber) or band saw, using a bi-metal blade.

Care

All bronze will age or mellow with time. The use of a white scotch bright hand pad, available at most auto supply stores, will polish the highlights of the tile and return them to their original brightness. To preserve the color (patina) of the tile, you must periodically wax your bronze. You may do this as often as you like, or let the tiles age naturally for an older look. We recommend using a neutral wax as a preservative. Kiwi shoe polish is a very good and hard wax. With a small brush, sparingly apply the polish to the surface of the tile, making sure to get into the detail. Allow to completely dry -- no more greasiness -- then rub with a soft cloth to shine. **NEVER USE ABRASIVE OR SOLVENT CLEANERS** on the bronze, as this will remove the patina. Use water only if absolutely necessary to clean.

Thank you for choosing Metaphor Bronze.
Customer Service